

# Khyber Pakhtunkhwa Corona Virus COVID19 Daily Update 02 July 2020

## 1. Snapshot figures for the day<sup>1</sup>

# 11472

Total Active Cases<sup>2</sup>

# 27170

Total Cases

# 983

Total Deaths

# 14715

Total Recovered

# 232

New Cases  
Today

# 10

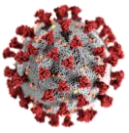
New Deaths  
Today

# 1131

New Recoveries  
Today

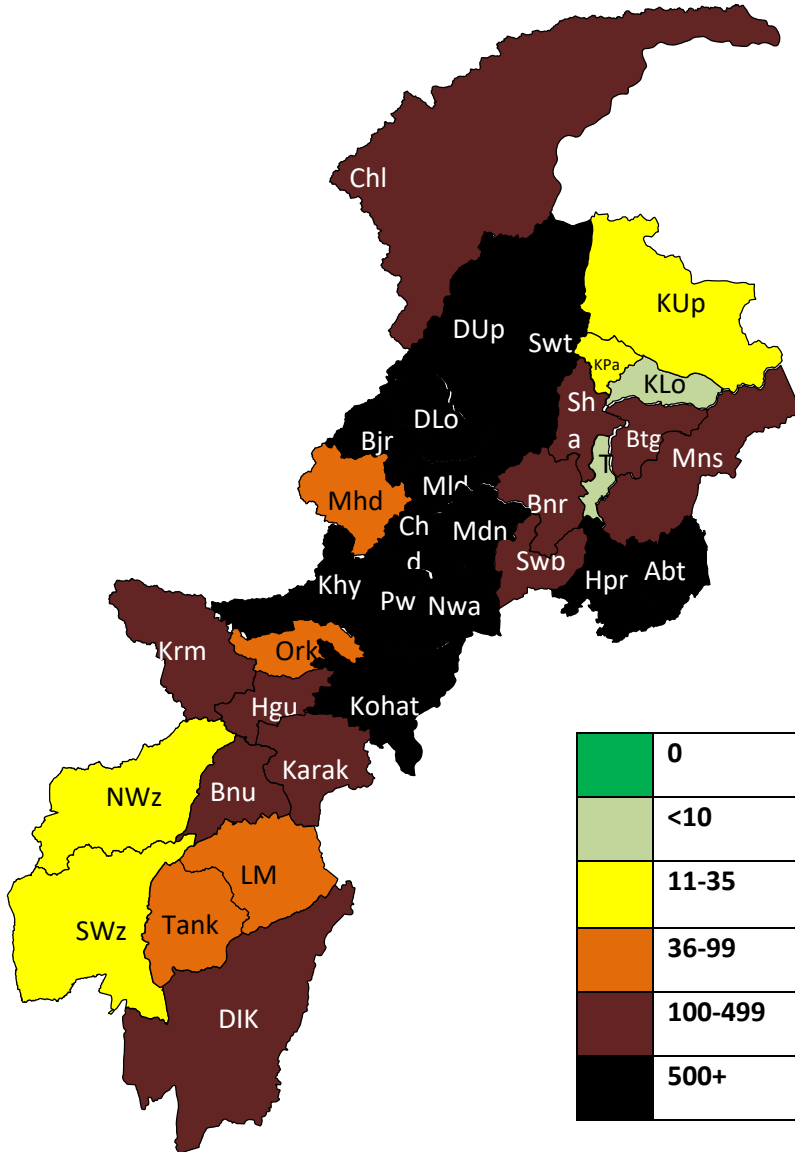
1. Figures up to 12 Midnight on the 1<sup>st</sup> of July
2. Active cases = total cases till now – deaths – recoveries

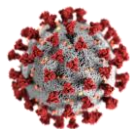




# Khyber Pakhtunkhwa Corona Virus COVID19 Daily Update 02 July 2020

## 2. Provincial Heatmap





**Khyber  
Pakhtunkhwa  
Corona Virus  
COVID19  
Daily Update  
02 July 2020**

**3. District data**

District	Cases		Deaths		Recoveries
	Total	24 hrs	Total	24 hrs	
<b>Total</b>	<b>25041</b>	<b>230</b>	<b>982</b>	<b>10</b>	<b>13732</b>

**Peshawar Division**

PESHAWAR	9442	64	473	5	5530
CHARSADDA	729	13	13	0	248
NOWSHERA	729	1	44	0	306
KHYBER	676	13	10	0	203
MOHMAND	68	0	2	0	24
<b>Total</b>	<b>11644</b>	<b>91</b>	<b>542</b>	<b>5</b>	<b>6311</b>

**Mardan Division**

MARDAN	1092	4	51	0	553
SWABI	405	6	20	0	315
<b>Total</b>	<b>1497</b>	<b>10</b>	<b>71</b>	<b>0</b>	<b>868</b>

**Malakand Division**

SWAT	2577	24	92	0	1484
BUNER	393	2	11	0	253
DIR LOWER	1295	12	24	0	373
DIR UPPER	647	6	13	0	277
SHANGLA	380	4	3	0	238
MALAKAND	1296	0	35	0	960
CHITRAL LOWER	137	3	1	0	70
CHITRAL UPPER	91	9	0	0	49
BAJAUR	508	2	31	0	391
<b>Total</b>	<b>7324</b>	<b>62</b>	<b>210</b>	<b>0</b>	<b>4095</b>

**Hazara Division**

MANSEHRA	389	8	12	0	215
ABBOTTABAD	1139	26	47	3	670
HARIPUR	519	3	9	0	269
TOR GHAR	4	0	0	0	3
KOHISTAN UPPER	13	0	0	0	1
KOHISTAN LOWER	7	0	0	0	5
KOLAI PALLAS	16	0	0	0	9
BATTAGRAM	277	1	15	0	162
<b>Total</b>	<b>2364</b>	<b>38</b>	<b>83</b>	<b>3</b>	<b>1334</b>

**Kohat Division**

KOHAT	541	3	28	0	210
HANGU	130	4	6	1	67
KARAK	373	5	12	0	111
KURRAM	394	10	6	0	198
ORAKZAI	89	0	2	0	39
<b>Total</b>	<b>1527</b>	<b>22</b>	<b>54</b>	<b>1</b>	<b>625</b>

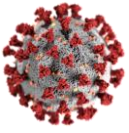
**Bannu Division**

BANNU	137	3	7	1	88
LAKKI MARWAT	67	2	1	0	47
NORTH WAZIRISTAN	14	0	0	0	6
<b>Total</b>	<b>218</b>	<b>5</b>	<b>8</b>	<b>1</b>	<b>141</b>

**Dera Ismail Khan Division**

DERA ISMAIL KHAN	371	2	14	0	292
TANK	70	0	0	0	47
SOUTH WAZIRISTAN	26	0	0	0	19
<b>Total</b>	<b>467</b>	<b>2</b>	<b>14</b>	<b>0</b>	<b>358</b>





# Khyber Pakhtunkhwa Corona Virus COVID19 Daily Update 02 July 2020

## 4. Totals including quarantines

Quarantined Travellers	Total		Remaining in Quarantine	Cases		Deaths		Recoveries
	Received	Released		Total	Last 24 Hrs	Total	Last 24 Hrs	
Iran via Taftaan	616	616	0	77	0	1	0	76
Afghanistan via Torkham	5077	4748	329	544	0	0	0	244
International Flights	15987	3883	12104	1508	2	0	0	663
<b>Total</b>	<b>21680</b>	<b>9247</b>	<b>12433</b>	<b>2129</b>	<b>2</b>	<b>1</b>	<b>0</b>	<b>983</b>

Total KP	Total		Remaining in Quarantine	Cases		Deaths		Recoveries
	Received	Released		Total	Last 24 Hrs	Total	Last 24 Hrs	
Provincial				25041	230	982	10	13732
Quarantine				2129	2	1	0	983
<b>Total</b>				<b>27170</b>	<b>232</b>	<b>983</b>	<b>10</b>	<b>14715</b>

1. Figures up to 12 Midnight on the 1<sup>st</sup> of July

